

# HSBC Portfolios - World Selection 2

Share Class ACHGBP

28 Feb 2021

## Fund Objective and Strategy

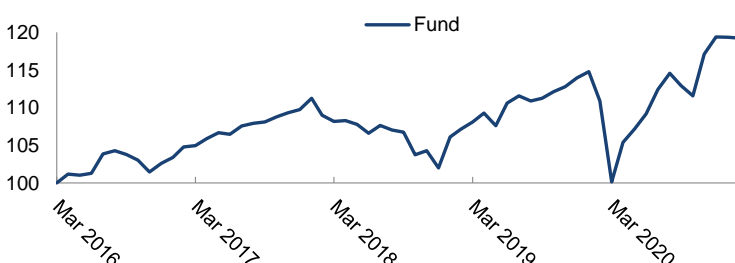
### Investment Objective

The Fund aims to provide long-term capital growth and income by investing in a portfolio of bonds and shares. The Fund seeks to apply a low to medium risk investment strategy.

### Investment Policy

In normal market conditions, at least 90% of the Fund's exposure is to bonds, shares and alternative investment strategies. The Fund gains exposure to bonds that are investment grade, non-investment grade and unrated issued by the government, government-related entities, supranational entities and companies based in developed markets and emerging markets. The bonds can be denominated either in US dollar (USD), other developed markets currencies hedged into USD, or in emerging markets currencies. The Fund gains exposure to shares issued by companies of any size. The Fund may invest up to 100% in other funds although this investment will normally be between 25% and 75%. The Fund can have an exposure to bonds (or other similar securities) of up to 100% of its assets. The exposure to shares (or securities similar to shares) can be up to 50% of assets. The Fund may invest up to 20% in non-investment grade and unrated bonds, and up to 25% in alternative investment strategies. The Fund's primary currency exposure is to USD. See the Prospectus for a full description of the investment objectives and derivative usage.

### Performance (%)



Performance (%)	YTD	1M	3M	1Y	3Y <sup>1</sup>	5Y <sup>1</sup>	Vol2 <sup>2</sup>	S.R. <sup>3</sup>
ACHGBP	-0.13	-0.11	1.83	7.52	3.04	4.28	6.50	0.49

Rolling Performance (%)	29 Feb 2020-28 Feb 2021	28 Feb 2019-29 Feb 2020	28 Feb 2018-28 Feb 2019	28 Feb 2017-28 Feb 2018	29 Feb 2016-28 Feb 2017
ACHGBP	7.52	3.50	-1.71	4.02	8.39

### Share Class Details

UCITS V Compliant	Yes
Distribution Type	Accumulating
Dealing Frequency	Daily
Valuation Time	10:00 Luxembourg
Min. Initial Investment	GBP 5,000
Ongoing Charge Figure <sup>4</sup>	1.218%
Share Class Base Currency	GBP
Domicile	Luxembourg
ISIN	LU0447610840
Share Class Inception Date	20 Oct 2009
NAV per Share	GBP 15.28
Fund Size	USD 603,355,361
Bloomberg Ticker	HSBC2AG LX
Manager	Kate Morrissey

**Past performance is not an indicator of future returns. The figures are calculated in the share class base currency, dividend reinvested, net of fees.**

**UCITS HAVE NO GUARANTEED RETURN AND PAST PERFORMANCE DOES NOT GUARANTEE THE FUTURE ONES**

Source: HSBC Global Asset Management, data as at 28 February 2021

### Risk Disclosure

- The Fund's unit value can go up as well as down, and any capital invested in the Fund may be at risk.
- The Fund invests in bonds whose value generally falls when interest rates rise. This risk is generally greater the longer the maturity of a bond investment and the higher its credit quality. The issuers of certain bonds, could become unwilling or unable to make payments on their bonds and default. Bonds that are in default may become hard to sell or worthless. The value of investible securities can change over time due to a wide variety of factors, including but not limited to: political and economic news, government policy, changes in demographics, cultures and populations, natural or human-caused disasters etc.
- The Fund may invest in Emerging Markets, these markets are less established, and often more volatile, than developed markets and involve higher risks, particularly market, liquidity and currency risks.
- Derivatives may be used by the Fund, and these can behave unexpectedly. The pricing and volatility of many derivatives may diverge from strictly reflecting the pricing or volatility of their underlying reference(s), instrument or asset.
- Investment Leverage occurs when the economic exposure is greater than the amount invested, such as when derivatives are used. A Fund that employs leverage may experience greater gains and/or losses due to the amplification effect from a movement in the price of the reference source.
- Further information on the Fund's potential risks can be found in the Key Investor Information Document and Prospectus.
- UCITS HAVE NO GUARANTEED RETURN AND PAST PERFORMANCE DOES NOT GUARANTEE THE FUTURE ONES.

<sup>1</sup>Result is annualised when calculation period is over one year.

<sup>2</sup>Volatility since inception: a measure of how much a fund's price goes up or down as a percentage of its average performance.

<sup>3</sup>Sharpe ratio since inception: a measure for calculating risk-adjusted return, and this ratio has become the industry standard for such calculations.

<sup>4</sup>Ongoing Charges Figure, is based on expenses over a year. The figure includes annual management charge but not the transaction costs. Such figures may vary from time to time.

HSBC Portfolios offer a choice of five different risk levels, to be selected by investors depending on factors like their financial goals, time horizon and capacity for loss. Typically, the more risk investors take, the more return they would expect to see.

At HSBC Global Asset Management, we measure risk by volatility – how sharply a Portfolio's share price moves in any given time period (up or down). The higher the volatility, the higher the risk.

The table below shows the Portfolio's return (for the primary share class or hedged currency share class) per year over the last three years (known as annualised) and the level of volatility over the same period. This can be compared against other funds in the peer group, as defined by an independent research company\*.

	3 Year Net Return %	Amount based on GBP 1,000 invested	3 Year Volatility %
<b>HSBC Portfolios - World Selection 2 ACHGBP</b>	<b>3.04</b>	<b>GBP 1093.90</b>	<b>8.77</b>
Peer Group Average - EAA Fund GBP Moderate Allocation*	3.86	GBP 1120.28	9.79
Lowest Returning Fund in Peer Group	-1.74	GBP 948.65	0.00
Highest Returning Fund in Peer Group	10.47	GBP 1348.26	18.06
Cash	0.59	GBP 1017.87	0.09

An example of a good outcome would be that the HSBC Portfolio return is higher than the peer group's average return and the volatility (risk taken) is lower. However investors should consider their own priorities when it comes to returns and the risk taken to achieve them.

\*Morningstar Categories are used to define the peer group comprising funds they deem similar based on fund objectives and holdings. The average is a median.

## Monthly Performance Commentary

---

### Portfolio performance

Performance was broadly flat in February, during a month in which risk sentiment rose before retreating sharply at the end of the month. The World Selection portfolios are long-term investment solutions that seek to maximise risk-adjusted returns (Sharpe ratios) in the long run.

### Outlook

February saw markets positioning for earlier than expected rises in central bank interest rates, reflected in a sell-off in government bonds. Equities saw modest gains overall with a considerable portion of the strong progress they had made through the month being tempered by the sharp rise in yields seen at the end of the period.

We remain in the restoration phase of the economic cycle, with activity still below pre-Covid levels in major economies, other than Mainland China. The pace of the recovery remains dependent on the vaccine delivery and continued policy support. For laggard economies, there is scope for cyclical catch-up in 2021.

Stressed corporate balance sheets, fragile confidence and risks around virus mutation mean the global economy needs ongoing policy support. Global central banks maintain accommodative policy, and deploy lower for even longer interest rates. Compared to the West, monetary policy in Mainland China is set to become relatively hawkish. Across Asia, incremental stimulus will be more limited.

Near-term volatility aside, inflation is likely to remain modest over the medium term, but upside risks have increased in the US. US-Mainland China relations are set to become more rules-based and collaborative under President Biden, with renewed co-operation in some areas.

Looking ahead, we remain moderately pro risk. US bond yields have moved higher, driven by rational re-pricing of inflation risks, and it will be important to monitor these yields closely. A key question now is the extent of the scope for a further rally in growth-sensitive assets.

There are downside risks of vaccine-resistant strains impacting market sentiment, and vaccine complacency or stimulus fatigue leading to the early withdrawal of stimulus support. With valuations now at more elevated levels, it would not take much to disappoint markets. On the upside, earlier availability of vaccines or greater than expected policy support could boost sentiment.

### Positioning

#### Fixed Income

We reduced our exposure to Asia high yield bonds and allocated this to global high yield bonds. We continue to have a preference for corporate bonds over government bonds against our long term equilibrium allocations.

#### Equities

As the UK's successful vaccine rollout continues to drive the domestic recovery, we see mid and small caps outperforming their larger peers. Therefore, on a tactical basis, we have added a FTSE 250 position, funded from our FTSE 100 allocation. We remain overweight to equities and maintain our preference for emerging markets versus developed markets.

We maintain our recently-introduced broad commodities allocation, a position that should benefit from cyclical reflation as the global economy continues to recover from the pandemic.

We also maintain our defensive allocations with our positions in CHF and JPY currencies, which tend to strengthen in times of increased volatility.

## Portfolio

Portfolio Asset Allocation (%)	
Global Equity	34.43
Global Fixed Income	52.47
Global Government Bond	22.96
Global Corporate Bond	13.49
Global High Yield Bond	1.78
Global Asset Backed Bond	3.98
Emerging Market Debt - Hard Currency	1.84
Emerging Market Debt - Local Currency	2.74
Global Inflation Linked Bonds	0.00
Global Credit Short Duration	3.88
Asia High Yield Bond	1.80
Property	3.70
Style Factors	1.94
Trend Following	5.38
Commodities	0.00
Cash	2.07

## Currency Exposure at Portfolio Level (%)

US dollar	80.07
Japanese yen	5.11
Euro	2.16
Hong Kong dollar	1.44
Swiss franc	1.25
South Korean won	1.14
British pound	1.04
Chinese yuan	1.00
New Taiwan dollar	0.84
Indian rupee	0.83
Other Currencies	5.49

Portfolio Top 10 Holdings	Weight (%)
HSBC GIF GLOBAL GOVT BD ZQ1	18.15
HSBC FTSE ALL-WORLD INDEX INSTL ACC	13.36
HSBC US DOLLAR LIQUIDITY Y	12.67
HSBC MULTI FACTOR WORLDWIDE EQUITY ETF	6.89
HSBC S&P 500 UCITS ETF	5.91
HSBC GIF GLINGD SCTSD CRDT BD ZC	3.98
HSBC GIF GLOBAL SHORT DURATION BOND ZQ1	3.88
HSBC GIF GLOBAL RE EQ ZQ1	3.70
HSBC GIF GLOBAL EM LOCAL DBT ZQ1	2.74
STRUCT INV SI CRSS AST T-EU	1.98

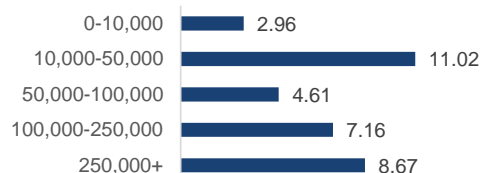
Source: HSBC Global Asset Management, data as at 28 February 2021.

## Equity

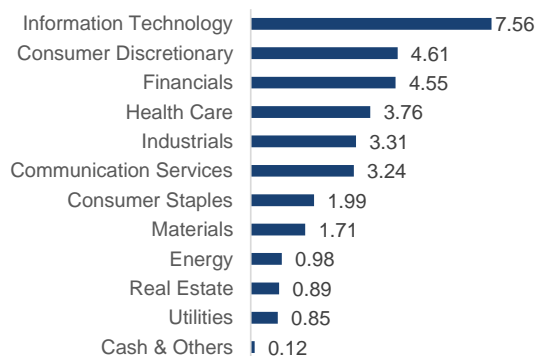
### Equity Characteristics

P/E Ratio	19.54
Weighted Average Market Cap (USD Mil)	305,040.70
Dividend Yield	1.82

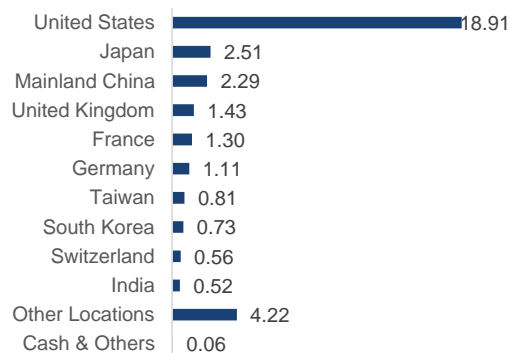
### Equity Average Market Cap Breakdown (USD Mil, %)



### Equity Sector Allocation (%)



### Equity Geographical Allocation (%)



### Equity Top 10 Holdings

Equity Top 10 Holdings	Location	Sector	Weight (%)
APPLE INC	United States	Information Technology	1.13
MICROSOFT CORP	United States	Information Technology	1.00
AMAZON.COM INC	United States	Consumer Discretionary	0.76
ALPHABET INC-CL A	United States	Communication Services	0.70
FACEBOOK INC-CLASS A	United States	Communication Services	0.37
TAIWAN SEMICONDUCTOR CO LTD	Taiwan	Information Technology	0.37
TENCENT HOLDINGS LTD	Mainland China	Communication Services	0.33
ALIBABA GROUP HOLDING LTD	Mainland China	Consumer Discretionary	0.29
TESLA INC	United States	Consumer Discretionary	0.28
SAMSUNG ELECTRONICS CO LTD	South Korea	Information Technology	0.24

Please note some securities are unclassified against these sector and/or country schemes and will therefore appear under the Cash & Others category.

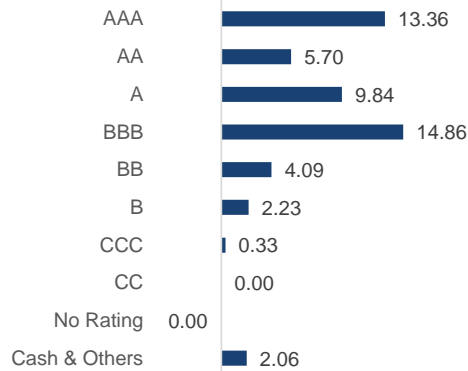
The data displayed in above sections is shown on a look-through basis. This means that the fund may not directly hold these securities and the investment in these securities may be via other funds.

Source: HSBC Global Asset Management, data as at 28 February 2021.

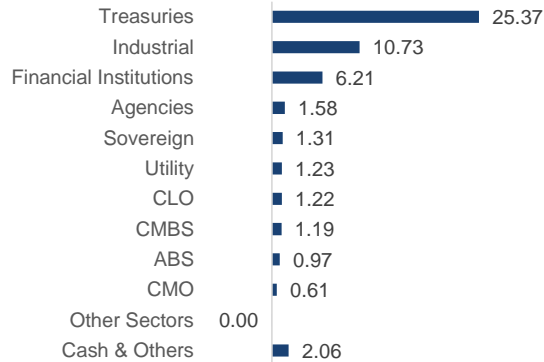
## Fixed Income

Fixed Income Characteristics		Fixed Income Characteristics	
Yield to Maturity (Gross)	2.11	Option Adjusted Duration	5.84
Yield to Worst (Gross)	2.02	Rating Average	A+/A

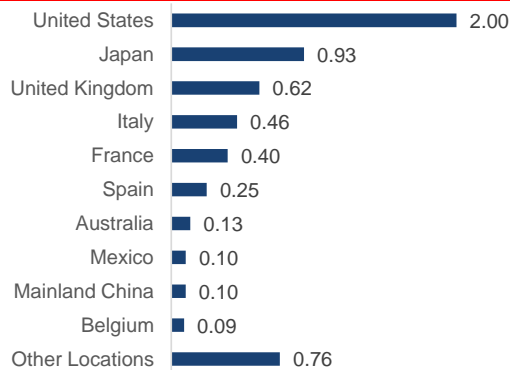
### Fixed Income Quality Rating Allocation (%)



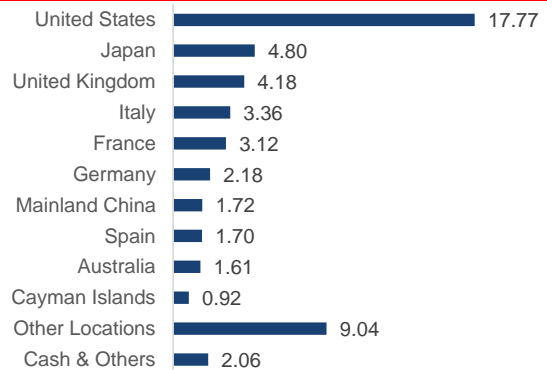
### Fixed Income Sector Allocation (%)



### Fixed Income Option Adjusted Duration Allocation by Location



### Fixed Income Geographical Allocation (%)



Fixed Income Top 10 Holdings (USD Mil)	Location	Instrument Type	Weight (%)
US TREASURY N/B 1.375 31/01/2022	United States	Treasury Note	0.43
US TREASURY N/B 0.375 31/12/2025	United States	Treasury Note	0.43
US TREASURY N/B 1.750 31/05/2022	United States	Treasury Note	0.40
US TREASURY N/B 1.500 15/01/2023	United States	Treasury Note	0.38
US TREASURY N/B 0.250 31/08/2025	United States	Treasury Note	0.35
US TREASURY N/B 1.375 31/01/2025	United States	Treasury Note	0.34
BUONI POLIENNALI DEL TES 1.650 01/12/2030	Italy	Government Bond	0.34
US TREASURY N/B 1.125 28/02/2022	United States	Treasury Note	0.33
US TREASURY N/B 0.125 15/12/2023	United States	Treasury Note	0.33
UK TREASURY 0.125 1/31/2023 GBP	United Kingdom	Government Bond	0.30

Please note that the fixed income allocation tables are calculated using contributions to the fixed income portion, with the equity portion excluded here.

The data displayed in above sections is shown on a look-through basis. This means that the fund may not directly hold these securities and the investment in these securities may be via other funds.

Source: HSBC Global Asset Management, data as at 28 February 2021.

## **Important Information**

---

This document is produced and distributed by HSBC Global Asset Management (France) and is only intended for non professional investors as defined by MIFID. The information contained herein is subject to change without notice. All non-authorized reproduction or use of this commentary and analysis will be the responsibility of the user and will be likely to lead to legal proceedings. This document has no contractual value and is not by any means intended as a solicitation, nor an investment advice for the purchase or sale of any financial instrument in any jurisdiction in which such an offer is not lawful. The commentary and analysis presented in this document reflect the opinion of HSBC Global Asset Management (France) on the markets, according to the information available to date. They do not constitute any kind of commitment from HSBC Global Asset Management (France). For illustrative purpose only, the fund manager commentary and analysis are a global view of the recent evolution of the economic conditions. This is a support which does not constitute neither an investment advice nor a recommendation to buy or sell investment. This commentary is not the result of investment research. It has not been prepared in accordance with legal requirements designed to promote the independence of investment research and is not subject to any prohibition on dealing ahead of its dissemination. Any forecast, projection or target where provided is indicative only and is not guaranteed in any way. HSBC Global Asset Management (France) accepts no liability for any failure to meet such forecast, projection or target. Consequently, HSBC Global Asset Management (France) will not be held responsible for any investment or disinvestment decision taken on the basis of the commentary and/or analysis in this document. All data from HSBC Global Asset Management (France) unless otherwise specified. Any third party information has been obtained from sources we believe to be reliable, but which we have not independently verified.

UCITS OFFER NO GUARANTEED RETURN AND PAST PERFORMANCE DOES NOT GUARANTEE THE FUTURE ONE. HSBC Global Asset Management (France) - RCS n°421 345 489 (Nanterre). Portfolio Management Company authorised by the French regulatory body AMF (n° GP-99026). Postal address: 75419 Paris cedex 08 - France. Offices: Immeuble Coeur Défense - 110, esplanade du Général de Gaulle - La Défense 4 - France

Any subscription to any fund described in this document must be made on the basis of the information notice currently in force, which is available upon request from HSBC Global Asset Management (France), the centralising agent or your usual financial service provider or representative or our Web site.  
[www.assetmanagement.hsbc.com/fr](http://www.assetmanagement.hsbc.com/fr).

## Terms of Glossary

---

**Accumulation Share:** a type of share where the income earned by the Fund is retained in the Fund

**ACD:** HSBC Global Asset Management (UK) Limited, the Authorised Corporate Director of the Company

**Actively Managed:** where the fund manager uses their expertise to pick investments to achieve the fund's objectives

**Bond(s):** a loan, usually to a company or government, that pays interest

**Bond Index Futures:** a contract stating that the holder agrees to purchase a bond index at a particular price on a specified future date

**Collective Investment Scheme:** a fund that more than one person contributes to with the aim of increasing the value of their investments or receiving income from a pooled investment. A fund manager will invest the pooled money into one or more types of asset, such as stocks, bonds or property

**Credit Rating:** an assessment of the credit risk of a company, government or other organisation. It seeks to measure how likely it is that the issuer of a bond will be able to continue to make interest payments and repay the money loaned to it

**Developed Markets:** countries with relatively high levels of personal income and established economies

**Duration:** a measure of how long it takes in years for an investor in a bond to recoup the price they paid for the bond from its interest payments. It provides an indication of how much bond prices are likely to change if and when interest rates change

**Emerging Markets (EM):** countries that are progressing toward becoming advanced, usually shown by some development in financial markets, the existence of some form of stock exchange and a regulatory body

**Equities:** shares issued by a company

**Futures:** a financial contract obligating the buyer to purchase an asset (or the seller to sell an asset), such as a physical commodity or a financial instrument, at a predetermined future date and price

**Growth:** the increase in the value of investments

**Government Bond or Gilt:** a loan to a national government in return for regular payments (known as the coupon) and a promise that the original investment (principal) is paid back at a specified date. Gilts are loans to the UK government

**Hedge Funds:** an investment fund that pools money from investors and invests in a variety of assets, often with complex investment strategies and risk management techniques

**Hedge or Hedging:** using derivative type investments as a way to reduce risk

**High yield bond:** a bond paying a higher level of interest but which has a lower credit rating than investment grade

**Income:** money generated by a fund, such as interest from a bond or a dividend from a share, which can be paid out to its investors or paid back into the fund and reinvested

**Income Share:** the type of Share where the income earned by the Fund is paid out to you

**Investment Grade:** a credit rating that indicates the issuer of a bond has a relatively low risk of being unable to make interest payments and repay the money to it

**Market Capitalisation:** the total dollar market value of a company's outstanding shares. Commonly referred to as "market cap", it is calculated by multiplying a company's shares outstanding by the current market price of one share

**Maturity:** the period of time left for a bond or gilt to remain outstanding before the original loan and any final interest is repaid to the lender

**Net Asset Value (NAV):** the value of the scheme property of a fund less the liabilities of the fund

**Ongoing Charges Figure:** a measure of what it costs to invest in a fund. It includes the fee paid to the ACD and other operating costs

**Option adjusted duration (OAD):** a duration value based on the probability of early redemption call by the bond issuer

**Option adjusted spread duration (OASD):** estimates the price sensitivity of a bond to a 100 basis-point movement (either widening or narrowing) in its spread relative to treasuries, taking into account the likelihood of early redemption

**Price Earnings (P/E) Ratio:** the price paid for a share divided by the annual profit earned by the firm per share

**Preference Shares:** shares of a company which entitle the holder to a fixed dividend, whose payment takes priority over that of ordinary share dividends. Preference shares may be convertible to the ordinary shares of a company

**Property-related securities:** shares of property companies that own, manage or develop property and Real Estate Investment Trusts (REITs), which are investment companies that own buildings and land

**Return(s):** the money made or lost on an investment

**Share(s):** an equally valued holding in a fund of a company, representing part ownership of that fund, (including larger denomination shares and smaller denomination shares)

**Sharpe ratio:** a measure for calculating risk-adjusted return, and this ratio has become the industry standard for such calculations

**Volatility:** a measure of the size and frequency of changes in the value of an investment over a short space of time

**Yield:** the income from an investment, usually stated as a percentage of the value of the investment

**Yield to Maturity:** the total return anticipated on a bond if the bond is held until the end of its lifetime, excluding strategic currency hedges for Portfolio/Benchmark calculations. Number is shown in percentage

**Yield to Worst:** the lowest potential yield that can be received on a bond without the issuer actually defaulting, excluding strategic currency hedges for Portfolio/Benchmark calculations. Number is shown in percentage