

# HSBC Global Liquidity Funds PLC - HSBC US Dollar Liquidity Fund

Share Class A

28 Feb 2021

## Fund Objective and Strategy

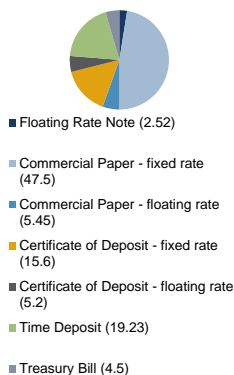
### Investment Objective

The Fund aims to provide security of capital, daily liquidity and a return that is similar to US dollar money markets.

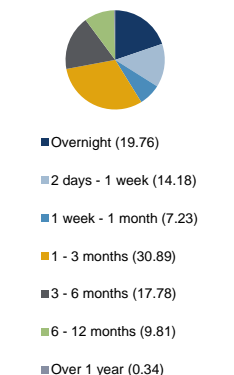
### Investment Policy

The Fund will invest in a diversified portfolio of short-term securities, instruments and obligations. These instruments will be short-term fixed or floating-rate securities that mature in 397 days or less. They will be issued by companies, governments and government-related entities and either listed or traded on a Recognised Market. The Fund's investments will, at the time of purchase, have a credit rating of least A-1 or P-1 (or its equivalent) from a recognised credit rating agency, such as Standard & Poor's or Moody's. The Fund can invest in a range of short-term securities, instruments and obligations such as: certificates of deposit; medium term, variable and floating rate notes; commercial paper; bankers acceptances; government bonds, corporate bonds, Eurobonds and treasury bills; asset backed securities and reverse repurchase agreements. The Fund's liquidity is daily – meaning investors can redeem their investment on any business day. The Fund is classified as a Low Volatility NAV Money Market Fund under the European Union Money Market Fund Regulations. The Fund's primary currency exposure is to US dollars. See the Prospectus for a full description of the investment objectives and derivative usage.

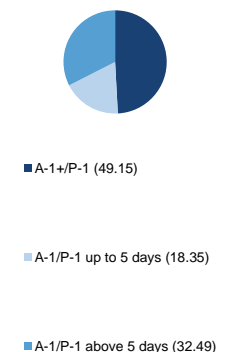
### Instrument Mix %



### Maturity Ladder %



### Credit Quality Mix %



### Top 10 Issuers (%)

MIZUHO FINANCIAL GROUP INC	5.09
CHINA CONSTRUCTION BANK CORP	5.03
UNITED STATES OF AMERICA	4.50
TORONTO-DOMINION BANK/THE	4.01
CASH	3.69
BANK NEDERLANDSE GEMEENTEN	3.69
ANZ NEW ZEALAND (INT'L) LTD.	3.51
ROYAL BANK OF CANADA	3.49
INDUSTRIAL + COMMERCIAL BANK OF CHI	2.84
LANDESBANK HESSEN-THUERINGEN GIROZE	2.81

Source: HSBC Global Asset Management, data as at 28 February 2021

### Risk Disclosure

- The Fund's unit value can go up as well as down, and any capital invested in the Fund may be at risk.
- The Fund's objective may not be achieved in adverse market conditions. During times of very low interest rates, the interest received by the Fund could be less than the costs of operating the Fund.
- Derivatives may be used by the Fund, and these can behave unexpectedly. The pricing and volatility of many derivatives may diverge from strictly reflecting the pricing or volatility of their underlying reference(s), instrument or asset.
- Investment Leverage occurs when the economic exposure is greater than the amount invested, such as when derivatives are used. A Fund that employs leverage may experience greater gains and/or losses due to the amplification effect from a movement in the price of the reference source.
- Further information on the Fund's potential risks can be found in the Key Investor Information Document and Prospectus.
- UCITS HAVE NO GUARANTEED RETURN AND PAST PERFORMANCE DOES NOT GUARANTEE THE FUTURE ONES.

Since Inception to 16th March 2020 the Benchmark was 1 Week USD LIBID. From 16th March 2020 the benchmark is Secured Overnight Financing Rate (SOFR).

### Share Class Details

UCITS V Compliant	Yes
Distribution Type	Distributing
Distribution Frequency	Monthly
Dealing Frequency	Daily
Valuation Time	16:30 United States
Dealing Cut Off Time	16:30 United States
Min. Initial Investment	USD 1,000,000
Annual Charge <sup>1</sup>	0.20%
Share Class Base Currency	USD
Domicile	Ireland
ISIN	IE0009489620
Share Class Inception Date	19 Nov 2000
NAV per Share	USD 1.00
Fund Size	USD 33,785,533,532
Bloomberg Ticker	HSUSDLA ID
Reference Benchmark	Secured Overnight Financing Rate (SOFR)
Manager	John F Chiodi
Money Market Fund Type	Low Volatility Net Asset Value

### Rating

Moody's Rating <sup>2</sup>	Aaa-mf
S&P Rating <sup>2</sup>	AAAm

### Characteristics

Weighted Average Life <sup>3</sup>	76
Weighted Average Maturity <sup>4</sup>	58

### Fund Manager Information

IMMFA Member <sup>5</sup>	01/07/2000
---------------------------	------------

<sup>1</sup>Annual charge is the capped rate paid to the Management Company, as per the prospectus.

<sup>2</sup>The "AAAm", "Aaa-mf" and "AAAmf" money market fund ratings are historical and reflect the superior quality of the Fund's investments, sound liquidity management, and strong operations and trading support. Periodic reviews are conducted to ensure a secure operations environment. The ratings do not eliminate the risks associated with investing in the Fund.

<sup>3</sup>The Weighted Average Life (WAL) of the fund is the average time to maturity calculated using the final legal maturity of all instruments, including floating rate notes. Thus, where the fund holds no floating rate instruments WAM and WAL will be the same.

<sup>4</sup>The Weighted Average Maturity (WAM) of the fund is the average number of days to maturity calculated using the next coupon fixing date of floating rate notes, and the final legal maturity of all other instruments. The maximum WAM is 60 days.

<sup>5</sup>HSBC is a member of the Institutional Money Market Funds Association which is the trade association representing the European money market fund industry.

Performance Yield (%) <sup>6</sup>	YTD	1M	3M	6M	1Y	3Y	5Y
A	0.01	0.01	0.01	0.02	0.22	1.47	1.23
Reference Benchmark	0.08	0.05	0.09	0.11	0.14	1.33	1.08

Rolling Performance Yield (%)	29 Feb 2020-28 Feb 2021	28 Feb 2019-29 Feb 2020	28 Feb 2018-28 Feb 2019	28 Feb 2017-28 Feb 2018	29 Feb 2016-28 Feb 2017
A	0.22	2.10	2.11	1.17	0.58
Reference Benchmark	0.14	1.92	1.93	1.06	0.37

<sup>6</sup>Result is annualised.

**Past performance is not an indicator of future returns. The figures are calculated in the share class base currency, dividend reinvested, net of fees.**

Source: HSBC Global Asset Management, data as at 28 February 2021

#### Important Information

This document is produced and distributed by HSBC Global Asset Management (France) and is only intended for non professional investors as defined by MIFID. The information contained herein is subject to change without notice. All non-authorised reproduction or use of this commentary and analysis will be the responsibility of the user and will be likely to lead to legal proceedings. This document has no contractual value and is not by any means intended as a solicitation, nor an investment advice for the purchase or sale of any financial instrument in any jurisdiction in which such an offer is not lawful. The commentary and analysis presented in this document reflect the opinion of HSBC Global Asset Management (France) on the markets, according to the information available to date. They do not constitute any kind of commitment from HSBC Global Asset Management (France). For illustrative purpose only, the fund manager commentary and analysis are a global view of the recent evolution of the economic conditions. This is a support which does not constitute neither an investment advice nor a recommendation to buy or sell investment. This commentary is not the result of investment research. It has not been prepared in accordance with legal requirements designed to promote the independence of investment research and is not subject to any prohibition on dealing ahead of its dissemination. Any forecast, projection or target where provided is indicative only and is not guaranteed in any way. HSBC Global Asset Management (France) accepts no liability for any failure to meet such forecast, projection or target. Consequently, HSBC Global Asset Management (France) will not be held responsible for any investment or disinvestment decision taken on the basis of the commentary and/or analysis in this document. All data from HSBC Global Asset Management (France) unless otherwise specified. Any third party information has been obtained from sources we believe to be reliable, but which we have not independently verified.

This fund is a sub fund of HSBC Global Liquidity Funds plc, an Irish domiciled SICAV.

Before subscription, investors should refer to Key Investor Document (KIID) of the fund as well as its complete prospectus. For more detailed information on the risks associated with this fund, investors should refer to the complete prospectus of the fund.

UCITS OFFER NO GUARANTEED RETURN AND PAST PERFORMANCE DOES NOT GUARANTEE THE FUTURE ONE. HSBC Global Asset Management (France) - RCS n°421 345 489 (Nanterre), Portfolio Management Company authorised by the French regulatory body AMF (n° GP-99026). Postal address: 75419 Paris cedex 08 - France. Offices: Immeuble Coeur Défense - 110, esplanade du Général de Gaulle - La Défense 4 - France

Any subscription to any fund described in this document must be made on the basis of the information notice currently in force, which is available upon request from HSBC Global Asset Management (France), the centralising agent or your usual financial service provider or representative or our Web site.

[www.assetmanagement.hsbc.com/fr](http://www.assetmanagement.hsbc.com/fr)

# HSBC Global Liquidity Funds PLC - HSBC US Dollar Liquidity Fund

Supplement Information Sheet

28 Feb 2021

Performance Yield (%) <sup>1</sup>	Return Currency	YTD	1M	3M	6M	1Y	3Y	5Y
Gross	USD	0.62	0.23	0.21	0.22	0.42	1.68	1.43
A	USD	0.01	0.01	0.01	0.02	0.22	1.47	1.23
B	USD	0.01	0.01	0.01	0.01	0.13	1.31	1.05
C	USD	0.02	0.00	0.00	-0.02	0.20	1.48	1.24
D	USD	0.02	0.00	0.00	-0.02	0.11	1.31	1.06
H	USD	0.09	0.08	0.09	0.11	0.31	1.60	1.33

Rolling Performance Yield (%)	Return Currency	29 Feb 2020- 28 Feb 2021	28 Feb 2019- 29 Feb 2020	28 Feb 2018- 28 Feb 2019	28 Feb 2017- 28 Feb 2018	29 Feb 2016- 28 Feb 2017
A	USD	0.22	2.10	2.11	1.17	0.58
Gross	USD	0.42	2.31	2.31	1.37	0.78
B	USD	0.13	1.90	1.90	0.97	0.38
C	USD	0.20	2.13	2.12	1.17	0.58
D	USD	0.11	1.92	1.92	0.97	0.38
H	USD	0.31	2.20	2.21	1.27	0.68

<sup>1</sup> Result is annualised.

**Past performance is not an indicator of future returns. The figures are calculated in the share class base currency, dividend reinvested, net of fees.**

Share Class	Share Class Inception Date	ISIN	Share Class Base Currency	Min. Initial Investment	NAV per Share	Annual Charge	Distribution Type
A	19 Nov 2000	IE0009489620	USD	USD 1,000,000	1.00	0.20%	Distributing
B	10 May 2001	IE0030028322	USD	USD 10,000	1.00	0.40%	Distributing
C	08 Mar 2002	IE0030819274	USD	USD 1,000,000	1.30	0.20%	Accumulating
D	08 Mar 2002	IE0030819381	USD	USD 10,000	1.24	0.40%	Accumulating
H	28 Oct 2015	IE00BYJHR67	USD	USD 1,000,000,000	1.00	0.10%	Distributing

Different classes may have different performances, dividend yields and expense ratios. For hedged classes, the effects of hedging will be reflected in the net asset values of such classes. Expenses arising from hedging transactions may be significant and will be borne by the relevant hedged classes. Hedged class performs the required hedging on a best efforts basis.

Source: HSBC Global Asset Management, data as at 28 February 2021